



Qanto R1 for corner application



Qanto R4 for island application

QANTO is complete pre-assembled base cabinet unit equipped with a silent electric elevator system and LED lighting underneath the top shelf.

Available for « Corner » or « Island » applications, it will elevate your kitchen to the next level.



Product features

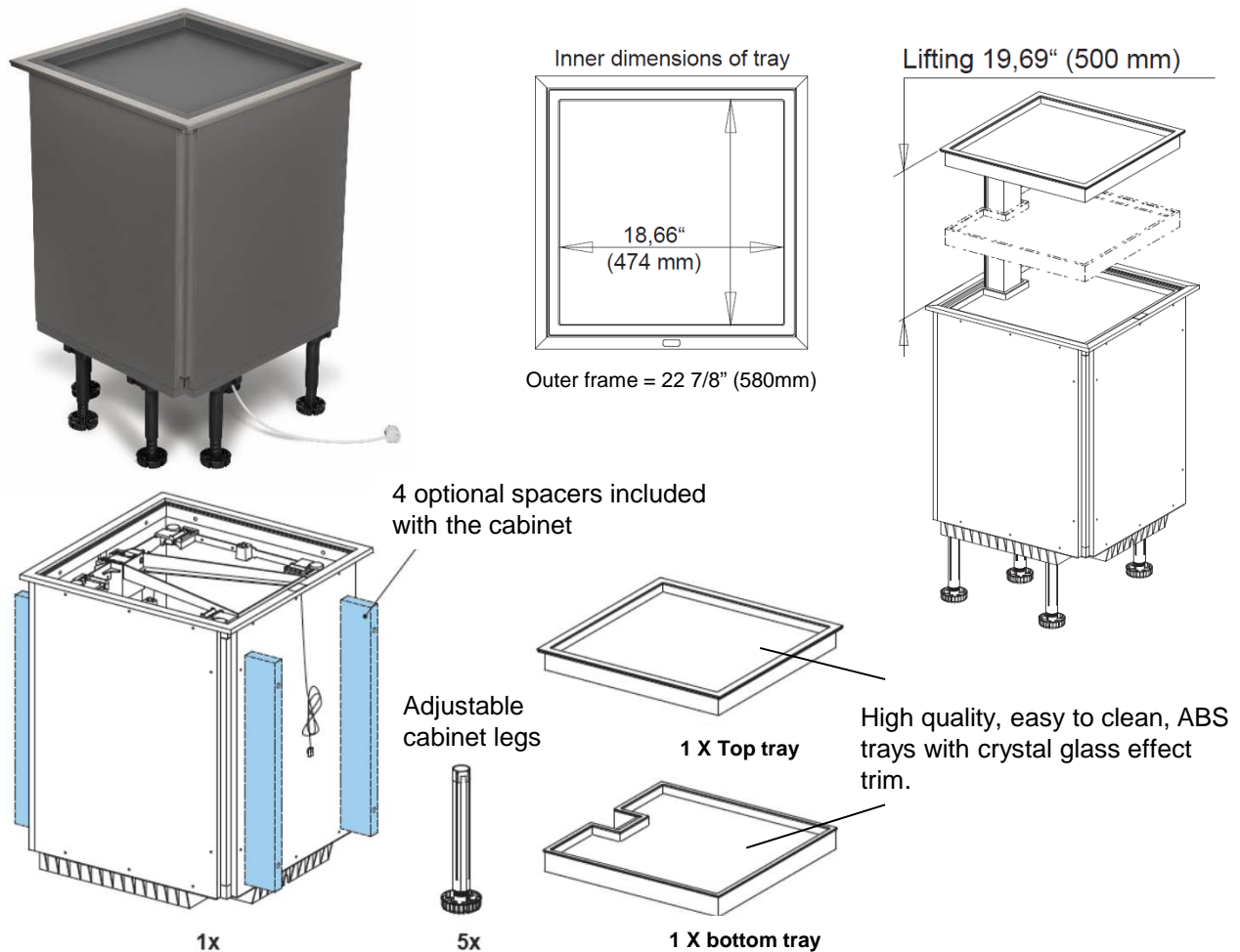
- Offers ergonomic access to stored items in a corner cabinet or kitchen island.
- LED lighting underneath the top shelf gives a WOW effect. Light up automatically when system raise up and shut down when lower..
- Ideal for storing bulkier appliances like a Coffee/Espresso machine, Mixer, Cookware or creating your stylish hidden bar.
- The 2 shelves move up and down with the simple push of a button.
- QANTO is equipped with a safety feature that will automatically stop the descending shelf if an obstruction is met between shelf and countertop. Safe for fingers.
- The unit height can be adjusted (with supplied legs) from 800 to 1010mm (31 ½" to 39 ¾").
- Top tray offers a 10 kg (22 lbs) weight capacity, and 15kg (33 lbs) for the bottom tray.
- Both trays are removable for easy cleaning.
- UL and CSA certified, you simply plug the unit into any standard 120 volt outlet.



The trays move up and down with the simple push of a button.

Technical Information:

- The Qanto system is already pre-assembled inside a cabinet. You simply need to fix it to the adjacent cabinets in a corner installation (R-1 model) or within a Kitchen Island (R-4 model). Plug into a standard 120 v outlet. See Instructions for more details.

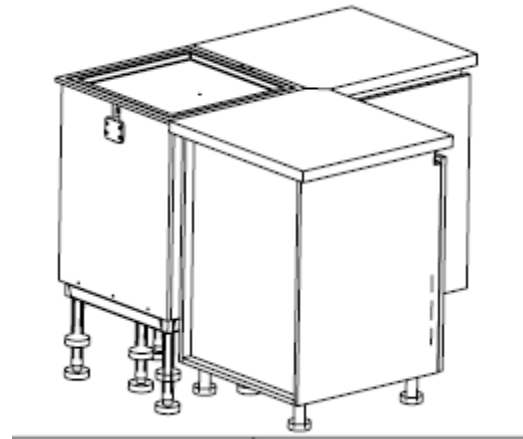
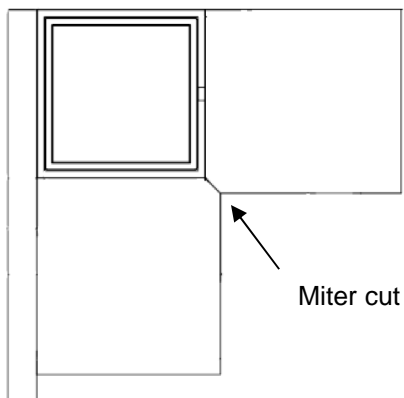


Code	Description	Unit dimensions (W x D x H)
57011910	QANTO R1 for corner application	580 x 580 X 800 - 1010mm 22 7/8" x 22 7/8" X 31 1/2" - 39 3/4"
57014910	QANTO R4 for island application	580 x 580 X 800 - 1010mm 22 7/8" x 22 7/8" X 31 1/2" - 39 3/4"

Technical Information:

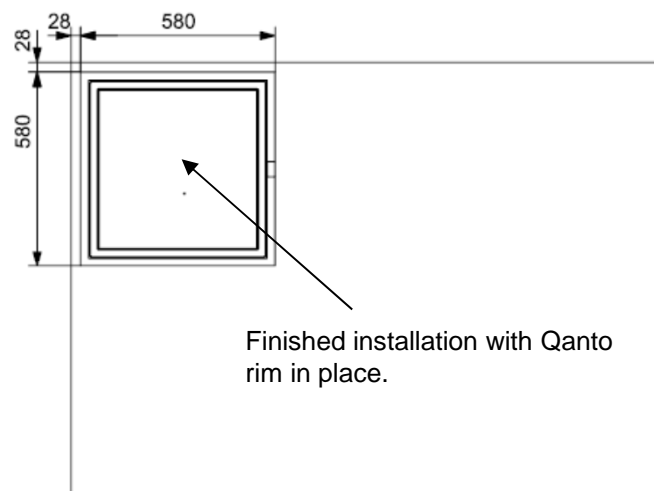
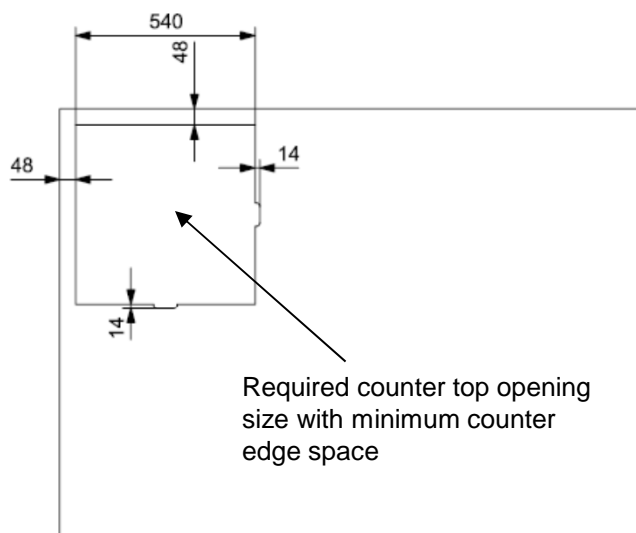
- **57011910 (R-1) model**

Designed for corner applications in an L or U-shaped kitchen where the counter tops line up flush to the edges of the Qanto unit with a miter cut.



- **57014910 (R-4) model**

Designed for a seamless countertop (cut-out option) as in an island application. Once cut, the counter top is placed above the Qanto and adjacent cabinets (and/or supporting structure) and the Qanto finishing rim is fixed into place through the opening.



- See instructions for detailed installation specifications on both models.